



Bluetooth
Virtuoso
ACTIVE NOISE CANCELLATION



Thank you for purchasing this Merlin Product. Please read the instruction manual carefully before using the product.

The documentation provided will allow you to fully enjoy all the features this unit has to offer.

Please save this manual for future reference.

Instructions

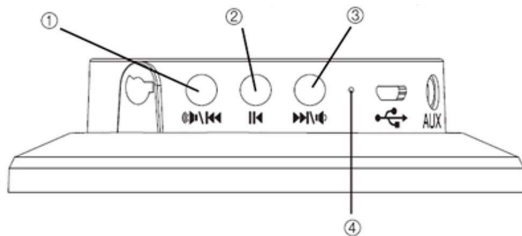
Charging:

Before using the Virtuoso charge it via the micro USB port. Any 5V/1A charger can be used. Standard charging takes 3 - 4 hours.

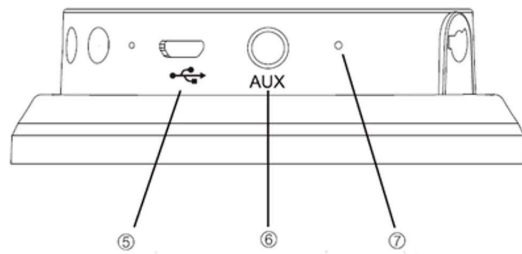
Bluetooth Mode:

Pairing:

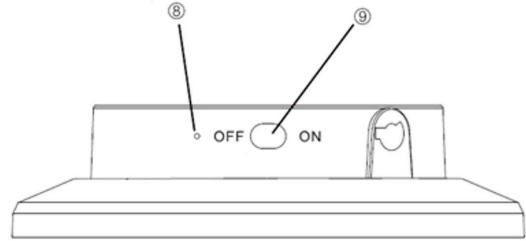
- Switch on the unit using "Power/Play" button, hold it for more than 3 seconds.
- A voice message saying "ready to pair" will be heard.
- Open the Bluetooth function on the mobile device scan for Bluetooth devices.
- Select "**Merlin Virtuoso ANC**" to pair with the headphones.
- If a pairing code is required please enter "0000".



1. Volume up button /next song
2. power on/off, Play/pause button, hands free
3. Volume down button /previous song
4. Bluetooth LED



5. Micro USB Slot
6. Line in slot
7. Microphone



8. ANC LED
9. ANC on/off button

Power:

To switch on the unit press and hold the "power/play" button for 1 second. The headphone will send out "power on" voice prompt and the blue LED will be on.

To switch it off press and hold the "power/play button". The headphone will send out "power off" voice prompt and the blue LED will be on

Noise Canceling: To activate the active noise canceling function please slide ANC switch (9) to the on position.

Volume Control: When listen to audio press the "vol up" or "vol down" button to change the volume of the device.

Play/Pause: Short press the "power/play" button during playback to pause or play music.

Previous/Next: When playing audio the songs can be changed by pressing and holding the "vol down" for next and "vol up" for previous.

Answering calls: Press the power/play button once to answer incoming calls.

Ending calls: A call can be ended by pressing the power/play button once while speaking on the phone.

Wired headphones mode: The Virtuoso can also function as a regular wired headphones. Connect the 3,5mm cable to the aux input on the headphones. Now you can enjoy music from any device with a headphones output. In this mode the volume is controlled by the source device.

FAQ

Q) How long does the battery last?

A) With the noise cancelling switched on the battery should last about 8 hours at normal levels. This may vary depending on volume.

Q) How long does the battery take to charge?

A) About 3 – 4 hours for a full charge depending on the charger.

Maintenance:

1. Retain these instructions for future use.
2. Clean the product with a damp cloth and mild soap.
3. Do not expose this product to rain or moisture.
4. Be careful not to turn or twist the cables used in this product too much as it can lead to malfunction and failure.
5. This product is not designed to be submerged in water and will malfunction if this occurs.
6. This product has no user serviceable items inside. Do not open this product as the user risk injury and would void the warranty.
7. Keep unit away from strong magnetic fields to avoid interference with the product.



LIMITED WARRANTY

Merlin Products are covered by a limited one-year warranty policy. If the product suffers from a manufacturing defect, the customer will receive a replacement if claimed within 15 days of the purchase date. Otherwise, the product will be inspected for possible repair options. The product will either be repaired and returned free of charge, or replaced. All repair services past the one-year warranty period will be charged for any repairs that need to be made.

If the client is located outside the UAE, or is otherwise unable to personally deliver the defective product to our service center or retail outlets, he/she may send it via post at his/her own cost. The repaired/replaced product will then be returned to the client via courier mail at Merlin's cost, as long as the warranty period is still active.

Important: This limited warranty DOES NOT COVER normal wear and tear, accidents, damage during transit, misuse, abuse or neglect. Attempting to disassemble the unit will render the warranty null and void.

REGISTER NOW

We hope you enjoy the quality of Merlin Digital product. Please take out a few minutes to register your product at merlin-digital.com/register to avail:

- Special discounts and promotions on other Merlin products
- Exclusive information on new products and innovations
- Reminders about product firmware downloads, updates and upgrades
- Competitions and exciting giveaways

To learn more about Merlin products visit our site at: www-merlin-digital.com or like our Facebook page on facebook.com/merlin.digital.gadgets
For enquiries and information call our toll free number **800-MERLIN** (Sat-Thu, 9 am - 6 pm)

Contact our support staff for troubleshooting and any other enquiries relating to your Merlin product by sending an email at support@merlin-digital.com and your issue will be resolved within 48 hours.

REGISTER
for exclusive
product releases
and future
prize drawings!



For a complete list of our worldwide locations, visit <http://merlin-digital.com/contacts>